



Juice PLUS+

USER GUIDE

Simplified Onboarding for New Partner Enrollment



Contents

1. Paths to enroll
2. Basic enrollment steps
3. Account login or creation
4. Payment and Credentials



[Our Products](#) [Live Better](#) [Who We Are](#) [Become a Partner](#) [Sign In](#)

Join Us

Earn extra money as you inspire healthy living in others.

[JOIN US NOW](#)



If you enjoy the healthful benefits of Juice Plus+ and would like to share our products with other people, we invite you to become a Juice Plus+ Partner. It's a great way to earn extra money and enjoy other benefits, while building on your passion to inspire healthy living among your friends, family and community.



Juice Plus+ connects people aspiring to a healthier lifestyle with one another.

We invite and pay consumers of our Juice Plus+ products to share them with other consumers through a unique combination of direct sales and e-commerce.

But there's a big advantage that separates Juice Plus+ from other ways to supplement your income.

You're not limited by a fixed schedule, or how much time you have to devote to the effort from week to week. You share Juice Plus+ with others as you go about your daily life.





We know that our customers are the best ambassadors to share and promote our unique product offerings.

Whatever your goal is - sharing Juice Plus+ with a few friends and family, attracting a larger number of Juice Plus+ customers, or adding other Juice Plus+ Partners - Juice Plus+ allows you to reach your goal: wherever you are, whenever you want. All you need is a passion for helping others lead a healthier lifestyle.

The Benefits of Becoming a Juice Plus+ Partner

Our Compensation Plan lets you work at your convenience and decide how much time you want to dedicate to sharing Juice Plus+. It allows you to earn more as you build a team, and as you and your team do more. As your Juice Plus+ activity increases, you can be promoted to higher and higher positions as you share Juice Plus+ with more and more people and start to add team members who do the same.



A Brand That Changes Lives - and Lifestyles

People everywhere want to learn how to live a healthier life; more and more people are becoming passionate about it. Juice Plus+ offers a unique opportunity for you to share this passion with others.

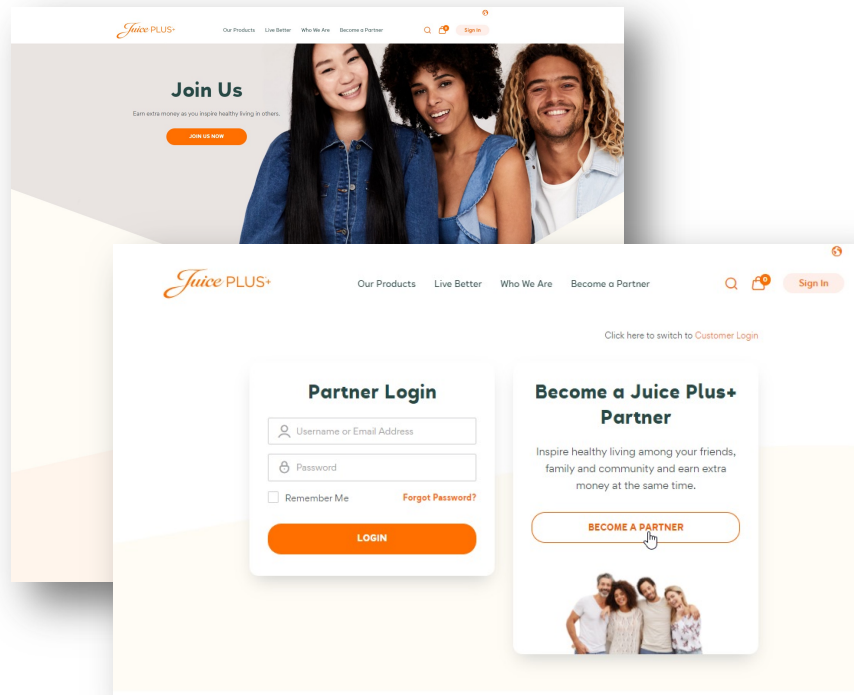
Paths to Enrollment



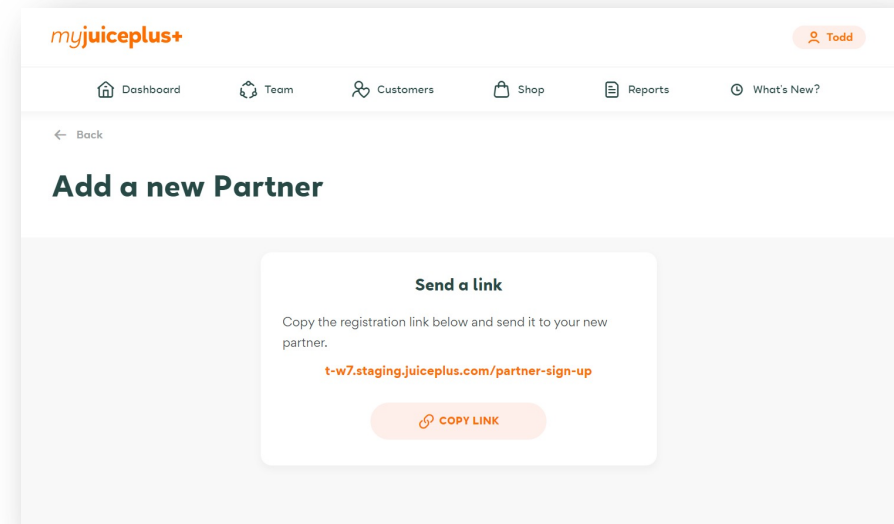
Ways to Initiate Enrollment

No change from previous enrollment process

Via corporate site



Share personalized enrollment link
with your prospect

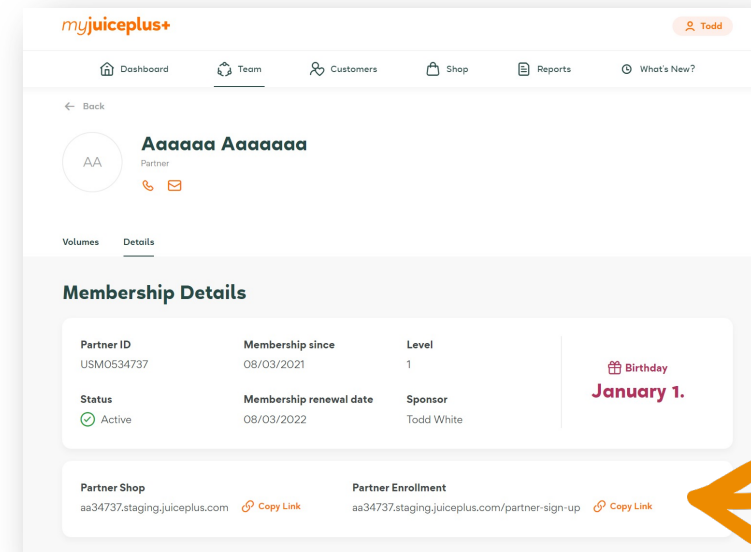
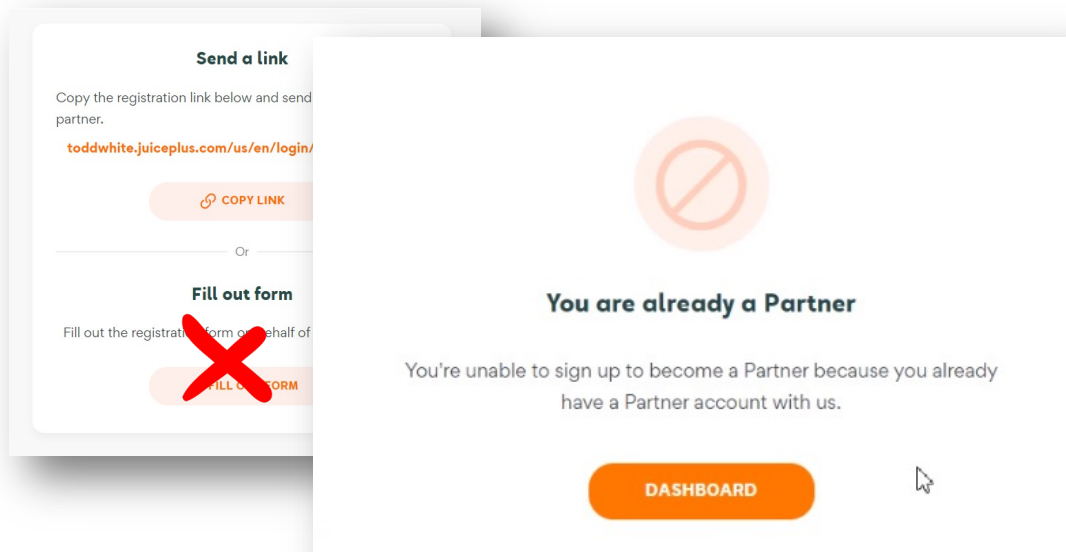


Enrolling on Behalf of Others

*** New ***

You can't complete the enrollment process on behalf of a prospect because of data security and password protection

You can still share a personalized enrollment link with prospects on behalf of someone in your downline



Basic Enrollment Steps



Partner Details

*** New ***

Sponsor information now prominent at beginning of the form

Country of residence and language added to better customize the form for international prospects

1 Details2 Terms3 Payout4 Dos5 Fee

Please complete the form to register as a Juice Plus+ Partner.

Take a moment to set up your business in our online tool. Registration must be completed in one session. Please have your banking details on hand when continuing further set up.

Sponsor information

Do you know who your sponsor is?

☒ No
☐ Yes

The personal stuff

Country of Residence

Please select

Language

Please select

If you are a past partner wanting to reinstate your partnership, please copy and paste the following web address to complete your application.
<https://www.juiceplusvirtualfranchise.com/the-juice-plus-business-model/enrollment>.

First Name

Middle Name

Last Name(s)

Gender

Please select

Birthday

MonthDayYear

Social Security Number

856456789

Race or ethnicity

Please select

NEXT

1 Details2 Terms3 Payout4 Dos5 Fee

The contact stuff

Contact Information

Email Address

test123_1@juiceplus.com

Confirm Email Address

test123_1@juiceplus.com

Phone number

123-456-7890

Street, City or Postal Code

Street Address

Apt, Suite, or Floor

City

StatePostal Code

Please select38017

County

Country

US

NEXT

1 Details2 Terms3 Payout4 Dos5 Fee

Business Information

Business Information

☐ Registering as a business?

Business name

Federal Tax ID

Tax Filed City

☐ Incorporated

NEXT

Terms, Payout and Dos

No change from previous enrollment process

✓ Details

2 **Terms**

3 Payout


4 Dos

5 Fee

Terms of Use

1.1. The company The Juice PLUS+® Company Ltd. (hereinafter referred to as Juice PLUS+) sells healthy nutritional food products to consumers by way of direct selling. The Juice PLUS+ distribution system consists of Franchise Partners offering the products of Juice PLUS+ by way of direct selling to consumers for purchase. The system is based on the Juice PLUS+ compensation plan. This plan determines the tasks of the Franchise Partners by their respective functional position within the distribution organization. Furthermore, the Juice PLUS+ compensation plan determines the performance requirements a Franchise Partner must fulfill in order to reach the functional positions available within the organization and to obtain the rewards for the successful fulfillment of his contractual duties.

1.2. The Franchise Partner and Juice PLUS+ will cooperate in the implementation and realization of the Juice PLUS+ distribution system and the protection of the integrity of the system. Within this scope the Franchise Partner will carry out his activities in person as an independent, self-employed businessman. This means that only a natural person can become a Franchise Partner (In-Person Rule). This person acts only in his own name and not by a third person or under the name of a third person. Such person must observe the specific rules of the Juice PLUS+ distribution system, the Juice PLUS+ compensation plan and the guidelines issued by Juice PLUS+ (Juice PLUS+ manual and social media codex). The compensation plan and the guidelines shall form an integral part of this.

Download 

ACCEPT

✓ Details

✓ Terms

3 **Payout**

4 Dos

5 Fee

Earnings Payout

Juice Plus+ pays out commissions monthly for what you've earned. Fill out the form to let us know where to send the payment.

Bank

Account Type

Account Name

Account Number

Routing Number

Bank Name

Paper Check

If you have no bank account, you can ask to get your payout by paper check. Please note, that only amounts above \$53.00 will be cashed out via check.

☐ I want to receive my monthly earnings by paper check

NEXT

✓ Details

✓ Terms

✓ Payout

4 **Dos**

5 Fee

Road to Success


Now that you are a Juice Plus+ Partner, here is a short video of our Easy Eight guidelines to help keep you on the road to success. (Because we want to ensure the appropriate behavior of all of our Partners, you cannot complete your Partner registration without watching this video.)

5

6

7

8



YES, I WATCHED THE VIDEO

✓ Details

✓ Terms

✓ Payout

4 **Dos**

5 Fee

Why did you join the Juice Plus+ business?

☐ I want to get my products at a lower price.

☒ I am looking for additional income on a part time basis.

☐ I am looking to create a full-time business.

SEND ANSWER

Account Login and Creation

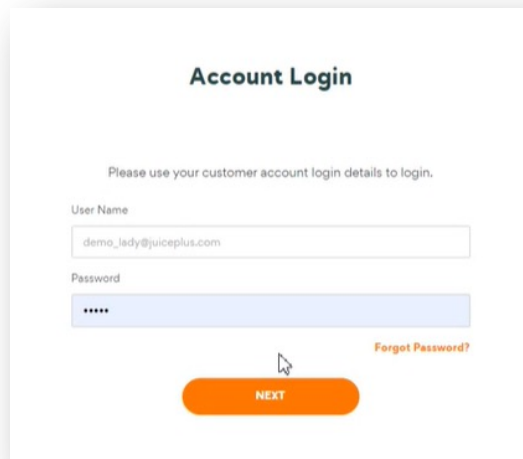


Three Possible Paths to Create a Partner Account

From the previous screen, the system detects existing or new accounts based on the email entered in Step 1 at “the contact stuff” screen as being one of the following:

a EXISTING PORTAL ACCOUNT

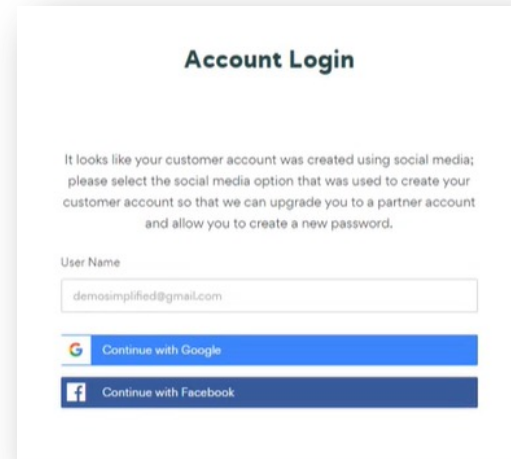
Partner account created by Customer with existing portal account using email



The screenshot shows the 'Account Login' screen. It has a title 'Account Login' and a subtitle 'Please use your customer account login details to login.' Below this are two input fields: 'User Name' with the value 'demo_lady@juiceplus.com' and 'Password' with masked characters '*****'. To the right of the password field is a link 'Forgot Password?'. At the bottom is an orange 'NEXT' button.

b EXISTING PORTAL SOCIAL ACCOUNT

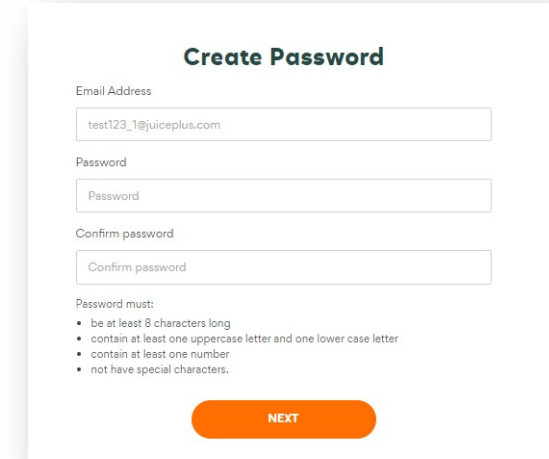
Partner account created Customer with existing account created via Social media



The screenshot shows the 'Account Login' screen. It has a title 'Account Login' and a subtitle 'It looks like your customer account was created using social media; please select the social media option that was used to create your customer account so that we can upgrade you to a partner account and allow you to create a new password.' Below this is a 'User Name' input field with the value 'demosimplified@gmail.com'. At the bottom are two buttons: 'Continue with Google' and 'Continue with Facebook'.

c NO PRIOR ACCOUNT

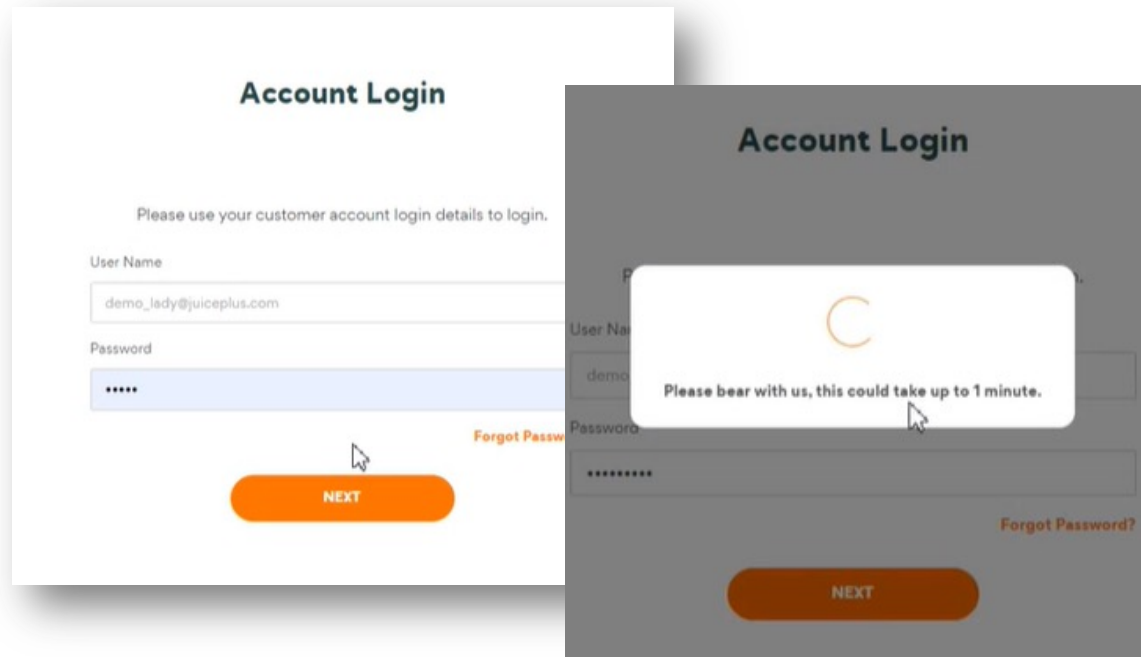
New Partner account created (no previous customer account)



The screenshot shows the 'Create Password' screen. It has a title 'Create Password' and a subtitle 'Please create a new password for your partner account.' Below this are three input fields: 'Email Address' with the value 'test123_1@juiceplus.com', 'Password', and 'Confirm password'. Below the password fields is a list of requirements: 'Password must: be at least 8 characters long, contain at least one uppercase letter and one lower case letter, contain at least one number, not have special characters.' At the bottom is an orange 'NEXT' button.

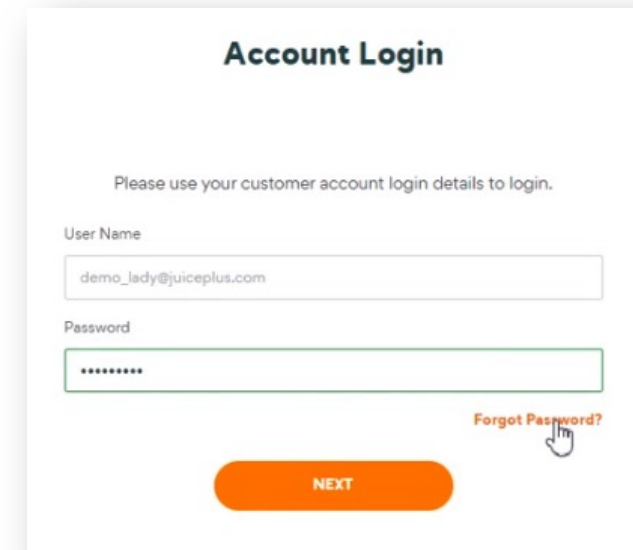
a

Existing Portal Account (via Email)



The image shows a 'Account Login' form with the title 'Account Login' and the instruction 'Please use your customer account login details to login.' The form has two input fields: 'User Name' with the value 'demo_lady@juiceplus.com' and 'Password' with masked characters '*****'. Below the password field is a 'Forgot Password?' link. At the bottom is an orange 'NEXT' button. A grey loading overlay is positioned on top of the form, featuring a large orange 'C' loading spinner and the text 'Please bear with us, this could take up to 1 minute.' The overlay also shows a dimmed version of the form fields and the 'NEXT' button.

If password for the existing portal account is correctly entered, they proceed



The image shows a 'Account Login' form with the title 'Account Login' and the instruction 'Please use your customer account login details to login.' The form has two input fields: 'User Name' with the value 'demo_lady@juiceplus.com' and 'Password' with masked characters '*****'. Below the password field is a 'Forgot Password?' link. At the bottom is an orange 'NEXT' button. The form has a green border around the input fields.

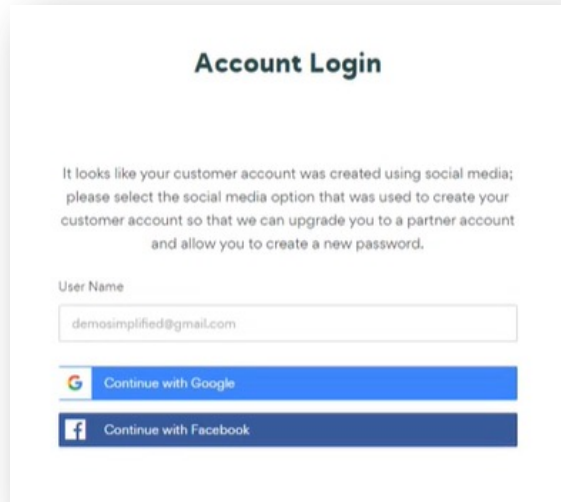
** New **

If the customer cannot remember their password, they can click “Forgot password” and reset their password *without exiting the flow.*

b

Existing Portal Account (via Social)

Any user who used social media (Facebook or Google) to create their current portal account will be asked to create a password at this stage





Account Login

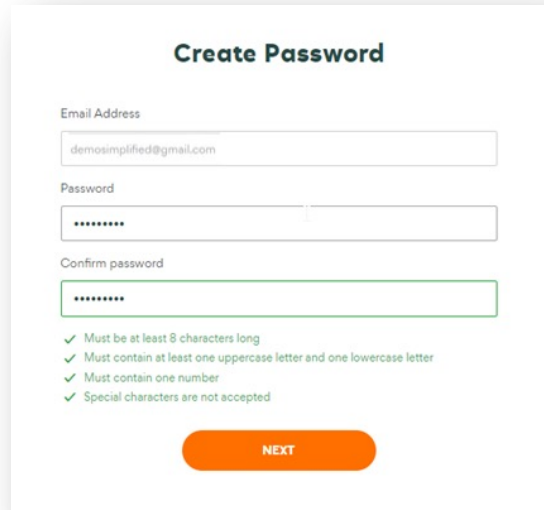
It looks like your customer account was created using social media; please select the social media option that was used to create your customer account so that we can upgrade you to a partner account and allow you to create a new password.

User Name

demossimplified@gmail.com

 Continue with Google

 Continue with Facebook



Create Password

Email Address

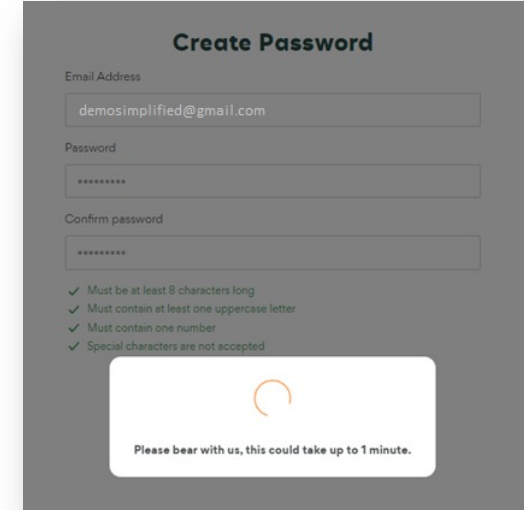
demossimplified@gmail.com

Password

Confirm password

- ✓ Must be at least 8 characters long
- ✓ Must contain at least one uppercase letter and one lowercase letter
- ✓ Must contain one number
- ✓ Special characters are not accepted

NEXT



Create Password


Email Address

demossimplified@gmail.com

Password

Confirm password

- ✓ Must be at least 8 characters long
- ✓ Must contain at least one uppercase letter
- ✓ Must contain one number
- ✓ Special characters are not accepted



Please bear with us, this could take up to 1 minute.

*** New ***

Bug fixes have been implemented that prevented customers with social accounts to enroll smoothly



No Prior Account

When the user enters an email in step 1 (“the contact stuff”) that is not associated with an existing customer account, users will be prompted to create an account password

Create Password

Email Address

Password

Confirm password

Password must:

- be at least 8 characters long
- contain at least one uppercase letter and one lower case letter
- contain at least one number
- not have special characters.

NEXT

Details — Terms — Payout — 4 Dos — 5 Fee

Create Password

Email Address

Password

Confirm password

✓ Must be at least 8 characters long
✓ Must contain at least one uppercase letter and one lowercase letter
✓ Must contain one number
✓ Special characters are not accepted

NEXT

Details — Terms — Payout — 4 Dos — 5 Fee

Create Password

Email Address

Password

Confirm password

Please bear with us, this could take up to 1 minute.

✓ Must be at least 8 characters long
✓ Must contain at least one uppercase letter and one lowercase letter
✓ Must contain one number
✓ Special characters are not accepted

NEXT

Payment + Credentials



Payment and Confirmation

No change from previous enrollment process

Juice PLUS+

✓ Details

✓ Terms

✓ Payout

✓ Dos

5 Fee

Demo

Partner Fee

As a Partner you pay a small annual fee to keep the nuts and bolts of your new business up and running.

Secure Payment

Select payment method

VISA

AMERICAN EXPRESS

DISCOVER

MARQUEE

Card Number

0000 0000 0000 0000

Expiration Date

MM/YY

CVC / CVV

000

Payment Summary

Partner Fee:
09.14.21 - 09.14.22

\$ 52.00

To remain a Juice Plus+ Partner, you will be invited to renew your account annually. The renewal fee is \$52, and will be due 12 months from now as per our terms and conditions.

CONFIRM PAYMENT

Credit Card Billing Address

☒ Same as Contact Address


✓ Details

✓ Terms

✓ Payout

✓ Dos

5 Fee



Thank you, your payment has been confirmed!

Payment Summary

Partner Fee:
09.14.21 - 09.14.22

\$ 52.00

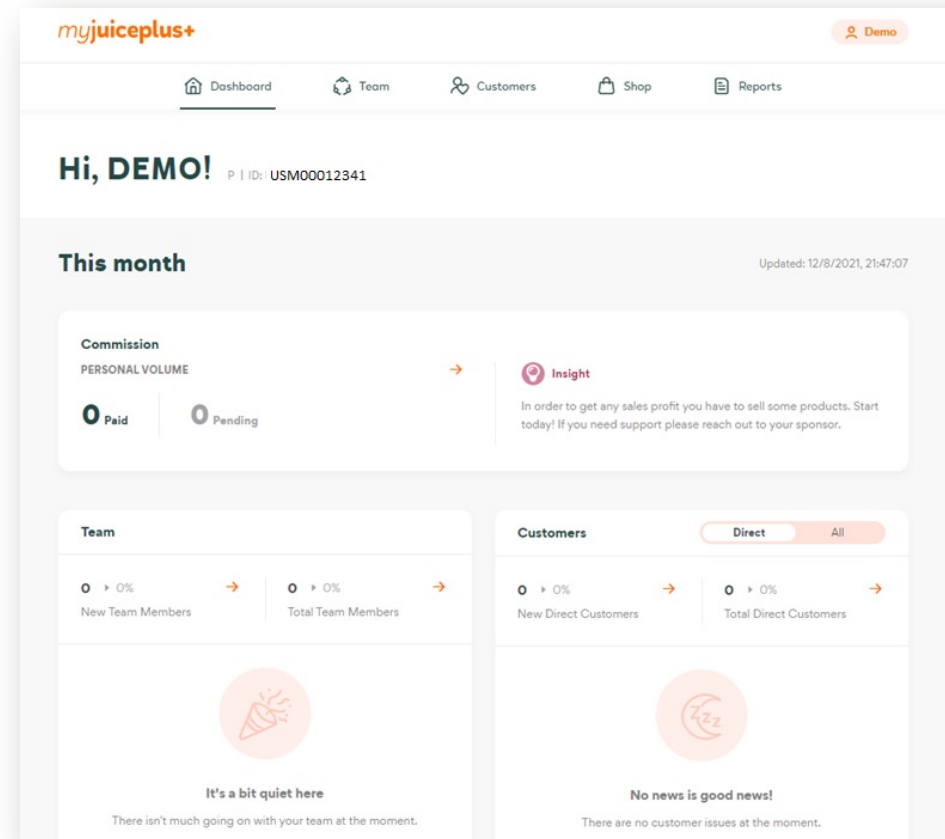
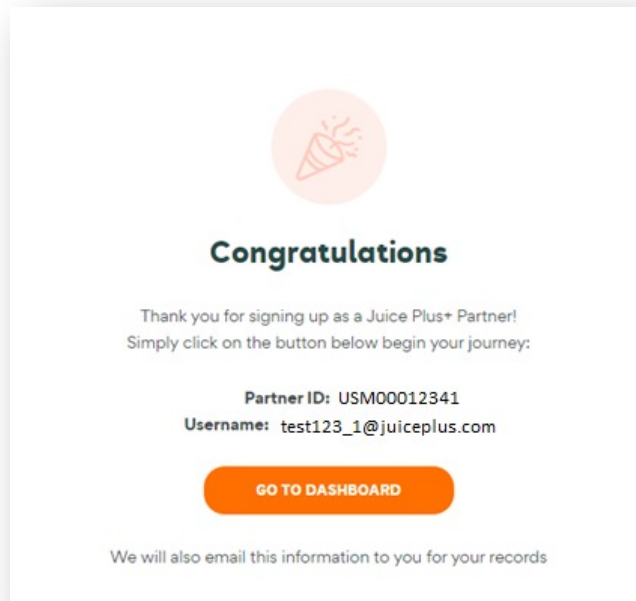
This is a one time payment. Next year we will remind you again.

NEXT

Immediate Credentials and Dashboard Access

Users receive partner ID and Username immediately following payment within the enrollment flow and have the opportunity to go directly to their dashboard.

** New **



Juice PLUS+

**Inspiring healthy living
around the world.**